



GUJCOT TRADE ASSOCIATION

WEEKLY REPORT 22-AUG-2020

Market Movement from 17th Aug 2020 to 22nd Aug 2020

- NY December future remained very volatile during the week and closed the week with weekly gain of 143 points.
- U.S. Export shipment was better and huge quantities shipped to china. Market took it positively.
- In India good demand for CCI Cotton. MNCs, mills and traders remained active to purchase CCI and MF cotton.
- Yarn demand also picked up so mills remained active buyers.
- Good demand in overseas market of Indian cotton and exporters also remained active buyers in domestic market.
- Gujcot spot rate jumped up during this week.
- Current arrival being remained slow and due to uptrend in cotton market ginneries are holding the stock.
- Indian basis became narrow due to rise in domestic prices.
- All India cotton sowing till 13th of August was 125.479 lakh hectares against 121.584 lakh hectares last year at the same time.
- Gujarat Cotton Sowing area reached 22,73,437 Hectares on 17th August against last year's 26,28,716 hectares at the same period.
- All India daily arrivals was nearly 10,000 bales.
- Daily arrivals in Gujarat was nearly 6,000 bales.
- Indian rupee remained stable between 74.75 to 75.03 against USD compared to last week.



GUJCOT TRADE ASSOCIATION

WEEKLY REPORT 22-AUG-2020

Gujarat District wise Cotton Sowing

Gujarat Districtwise Cotton Sowing Till 17-August-2020			
Kutch	595	Saurashtra	15,350
Kutch	595	Surendranagar	3,301
		Rajkot	2,001
North Gujarat	2,000	Jamnagar	933
Banarsakantha	416	Porbandar	43
Patan	462	Junagadh	343
Mehsana	356	Amreli	3,313
Sabarkantha	425	Bhavnagar	2,243
Gandhinagar	176	Morbi	1,580
Aravali	166	Botad	1,418
		Gir Somnath	125
Middle Gujarat	3,231	Devbhumi Dwarka	48
Ahmedabad	1,157		
Anand	22	South Gujarat	1,558
Kheda	163	Surat	46
Panchmahal	140	Narmada	488
Dahod	2	Bharuch	933
Vadodara	792	Dang	0
Mahisagar	48	Navsari	0
Chota Udaipur	907	Valsad	0
		Tapi	92
TOTAL			22,734
TOTAL (Last Year)			26,287
All Figures in '00 Hectares			
Source :- Agriculture, Farmers Welfare and Co-operation Department Government of Gujarat			



GUJCOT TRADE ASSOCIATION

WEEKLY REPORT 22-AUG-2020

All India Cotton Sowing

All India Cotton Sowing				
As on 13-08-2020				
STATE	(Area in Lakh Hectare)			
	2020-2021	2019-2020	Change	
Punjab	5.010	4.020	0.990	24.63%
Haryana	7.370	6.760	0.610	9.02%
Rajasthan	6.713	6.445	0.268	4.16%
North India	19.093	17.225	1.868	10.84%
Gujarat	22.701	25.992	-3.291	-12.66%
Maharashtra	41.452	43.499	-2.047	-4.71%
Madhya Pradesh	6.420	6.100	0.320	5.25%
Central India	70.573	75.591	-5.018	-6.64%
Telangana	23.470	17.240	6.230	36.14%
Andra Pradesh	4.996	4.910	0.086	1.75%
Karnataka	5.379	4.610	0.769	16.68%
Tamil Nadu	0.078	0.048	0.030	62.50%
South Zone	33.923	26.808	7.115	26.54%
Orissa	1.674	1.690	-0.016	-0.95%
Others	0.216	0.271	-0.055	-20.30%
All India	125.479	121.584	3.895	3.20%

Source :- Department of Agriculture Cooperation & Farmer Welfare - Government of India



GUJCOT TRADE ASSOCIATION

WEEKLY REPORT

22-AUG-2020

Global

US Weekly Export Sales

- Net UPLAND sales of 1,28,000 RB for 2020-2021 primarily for China (56,800 RB), Vietnam (24,800 RB, including 3,300 RB switched from South Korea), Bangladesh (22,000 RB), Pakistan (14,800 RB, including decreases of 2,400 RB), and Mexico (11,700 RB), were offset by reductions primarily for Indonesia (3,500 RB), South Korea (3,300 RB), and Honduras (1,400 RB).
- For 2021-2022, net UPLAND sales of 4,900 RB resulting in increases for Indonesia (9,300 RB), were offset by reductions for Malaysia (4,400 RB).
- UPLAND Exports of 4,21,500 RB were primarily to China (1,92,000 RB, including 12,900 RB late – see below), Vietnam (82,100 RB, including 9,900 RB late – see below), Turkey (44,800 RB, including 17,000 late – see below), Pakistan (26,800 RB), and Indonesia (19,200 RB, including 4,100 RB late – see below).
- Net sales of PIMA totaling 16,700 RB were primarily for India (8,100 RB), China (2,600 RB), Pakistan (1,800 RB), Turkey (1,600 RB), and Bahrain (900 RB).
- PIMA Exports of 8,500 RB were primarily to India (3,100 RB), China (2,300 RB), Pakistan (1,600 RB), Italy (400 RB), and Bangladesh (300 RB).

US Export Sales	13-Aug-2020
Marketing Year 2019-20	
Upland Gross Sales	1,41,800
Cancellation	13,800
Net Upland Sales	1,28,000
PIMA Gross Sales	16,700
Cancellation	0
Net PIMA Sales	16,700
Total Gross Sales	1,58,500
Total Cancellation	13,800
Total Net Sales	1,44,700
Shipments	
UPLAND	4,21,500
PIMA	8,500
Total Shipment	4,30,000
Marketing Year 2020-21	
Net Upland Sales	4,900
Net PIMA Sales	0
Total Net Sales	4,900
All Figures in US Running Bale	



GUJCOT TRADE ASSOCIATION

WEEKLY REPORT 22-AUG-2020

Gujarat Spot Rate Weekly Changes

Variety	Staple Length	Mic.	15-08-2020	22-08-2020	Change	Change (in Per.)
					W/W	W/W
Shankar 6	29 mm	3.8	33,900	35,500	1,600	4.51%
Shankar 6	28.5 mm	3.7	33,100	34,700	1,600	4.61%
V-797	13 % Trash		21,900	22,700	800	3.52%
MCX Spot Rate			16,180	16,830	650	3.86%
USD-INR Exchange			74.90	74.84	-0.06	-0.08%

Average Rate of Last week

Variety	Staple Length	Mic.	Price Range		Average Of 6 Days
			Low	High	
Shankar 6	29	3.8	34,250	35,500	34,933
Shankar 6	28.5	3.7	33,400	34,700	34,158
Shankar 6	28	3.6	No Quote	No Quote	No Quote
Shankar 6	27	3.2	No Quote	No Quote	No Quote
Shankar 6	26	3.0	No Quote	No Quote	No Quote
V-797	13% Trash		21,900	22,700	22,300
MCX Spot Rate			16,190	16,830	16,550
USD Exchange Rate			74.75	75.03	74.86

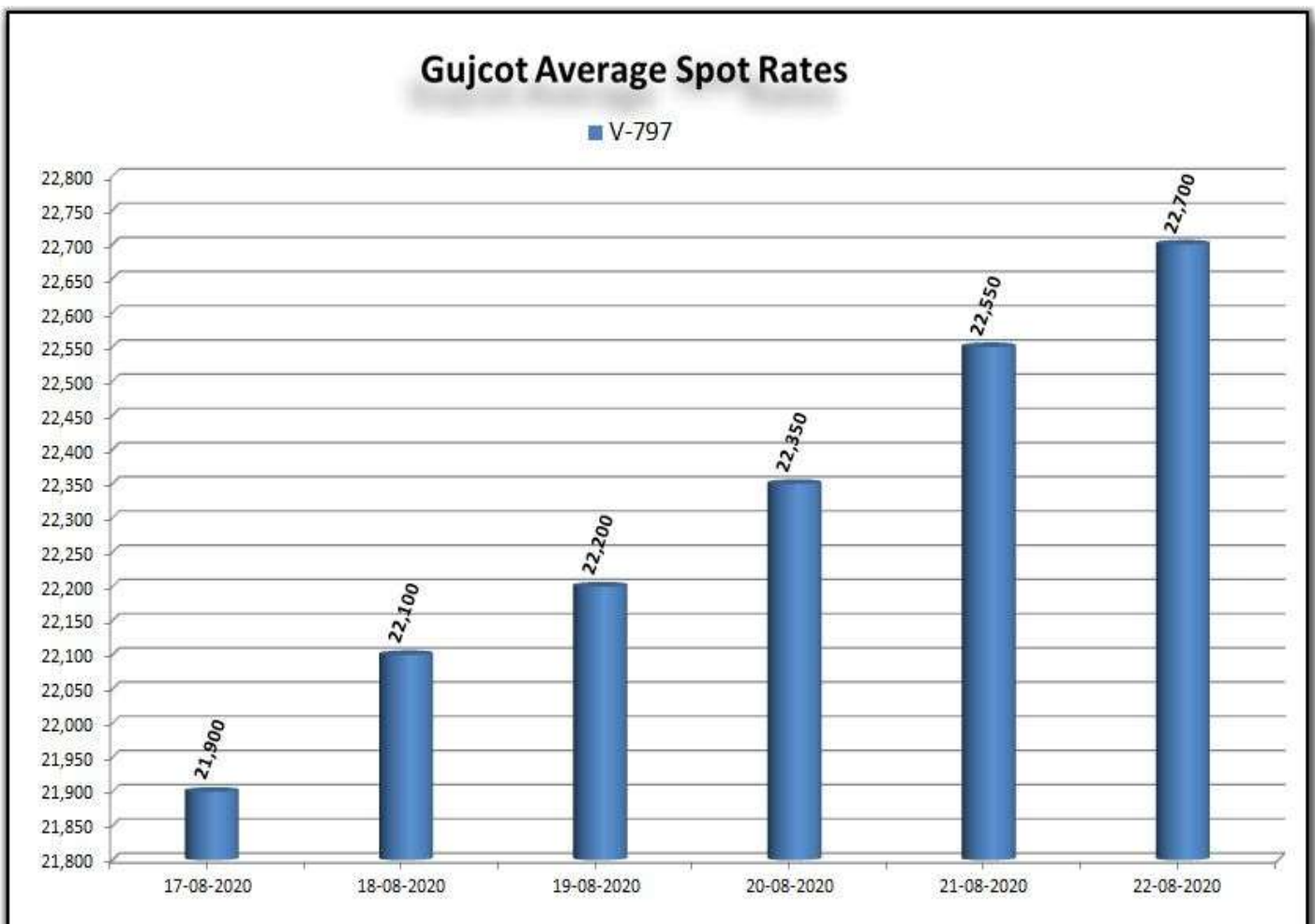
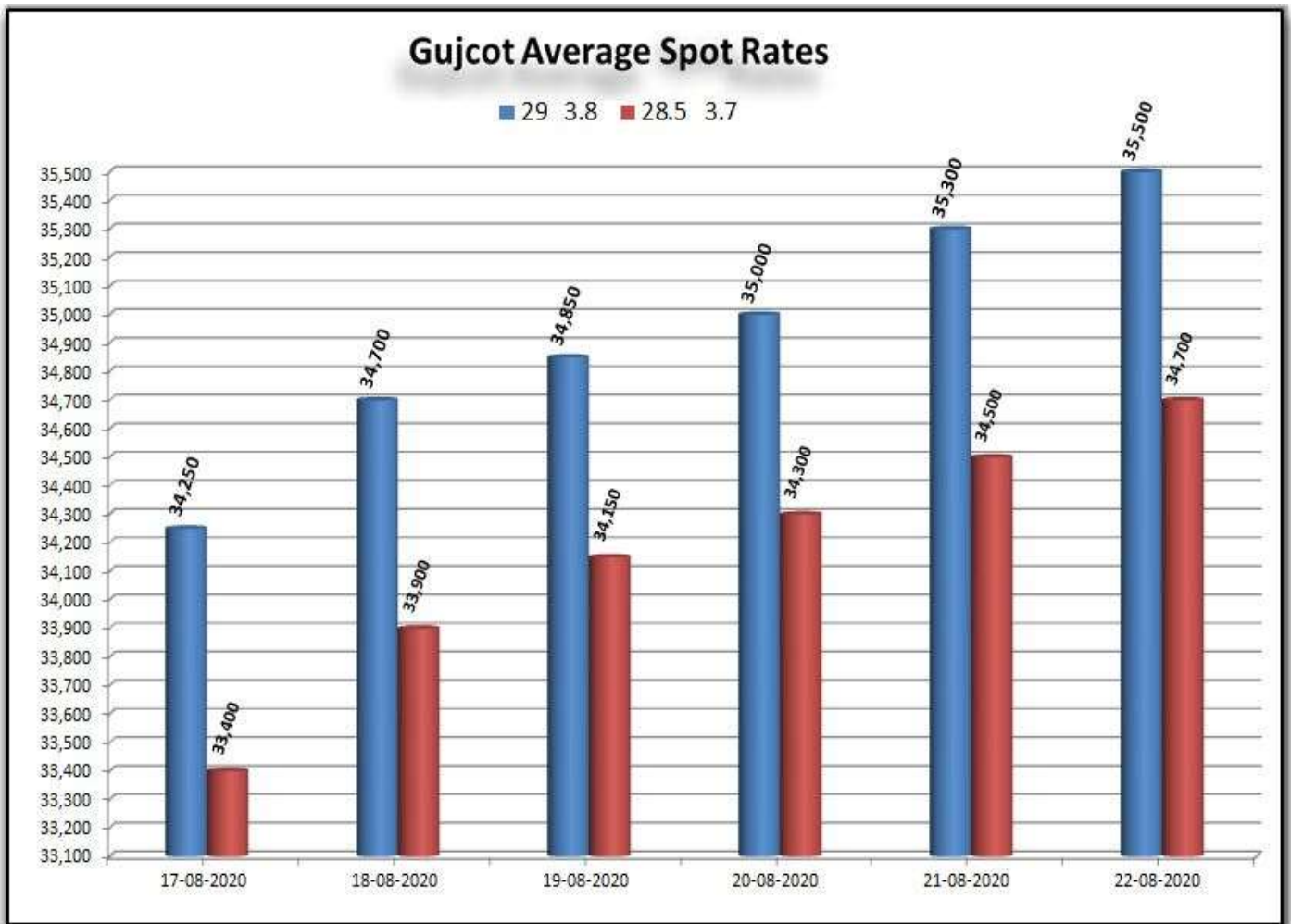
Rate of Last Week

Date	29 3.8	28.5 3.7	V-797	MCX Spot Rate	USD-INR Exchange
17-08-2020	34,250	33,400	21,900	16,190	74.88
18-08-2020	34,700	33,900	22,100	16,370	74.75
19-08-2020	34,850	34,150	22,200	16,460	74.82
20-08-2020	35,000	34,300	22,350	16,620	75.03
21-08-2020	35,300	34,500	22,550	16,830	74.84
22-08-2020	35,500	34,700	22,700	16,830	74.84



GUJCOT TRADE ASSOCIATION

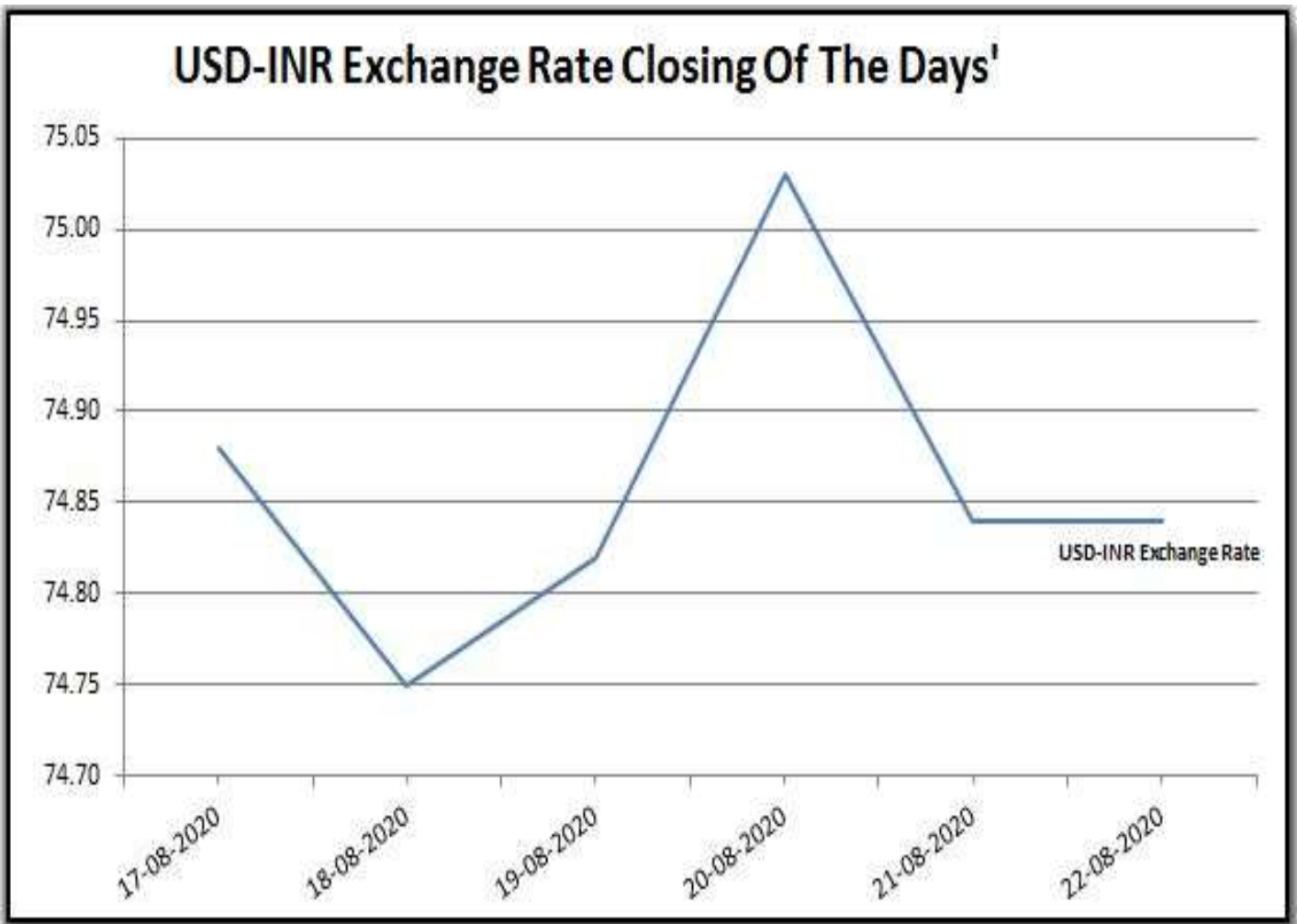
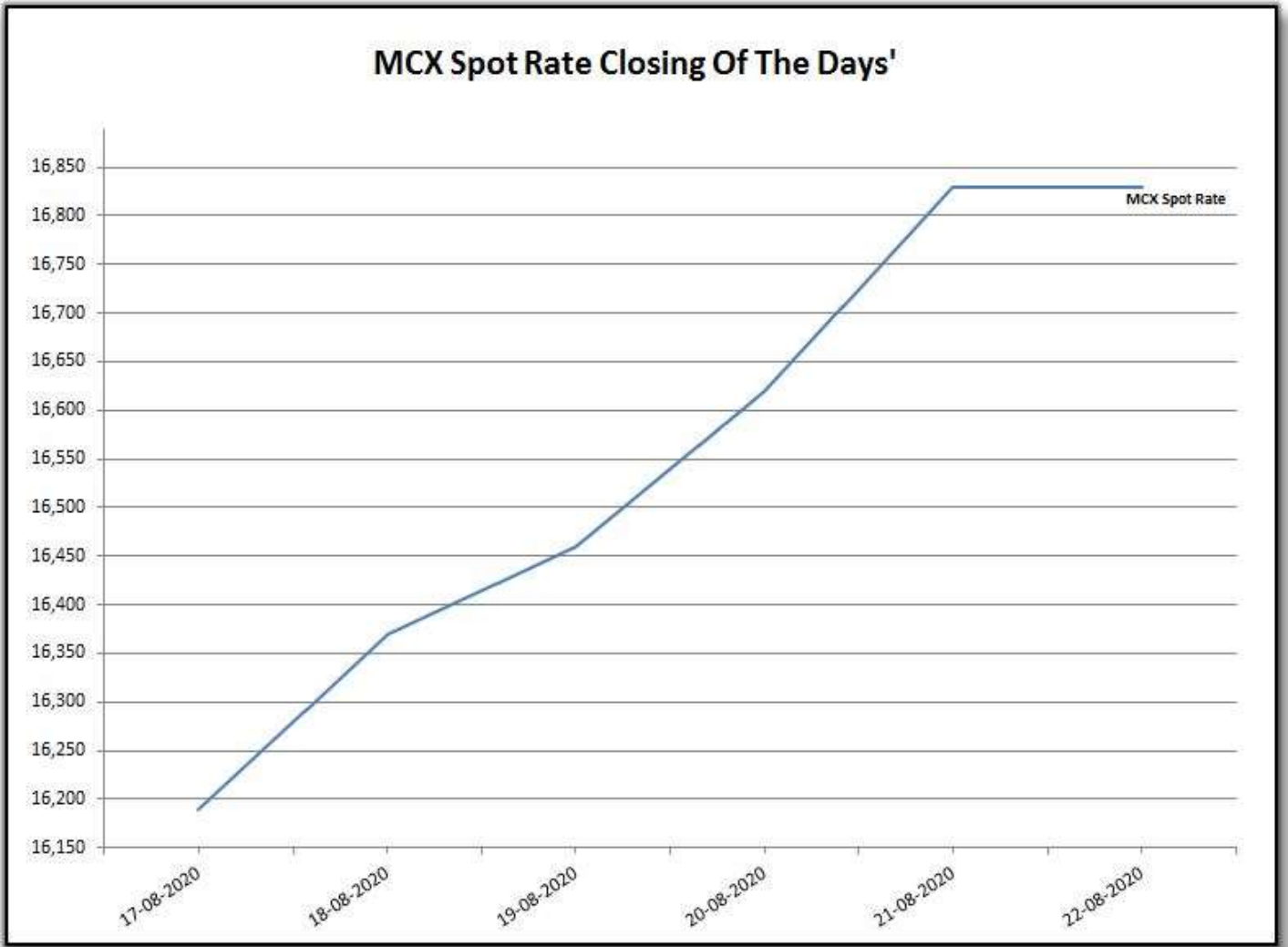
WEEKLY REPORT 22-AUG-2020





GUJCOT TRADE ASSOCIATION

WEEKLY REPORT 22-AUG-2020

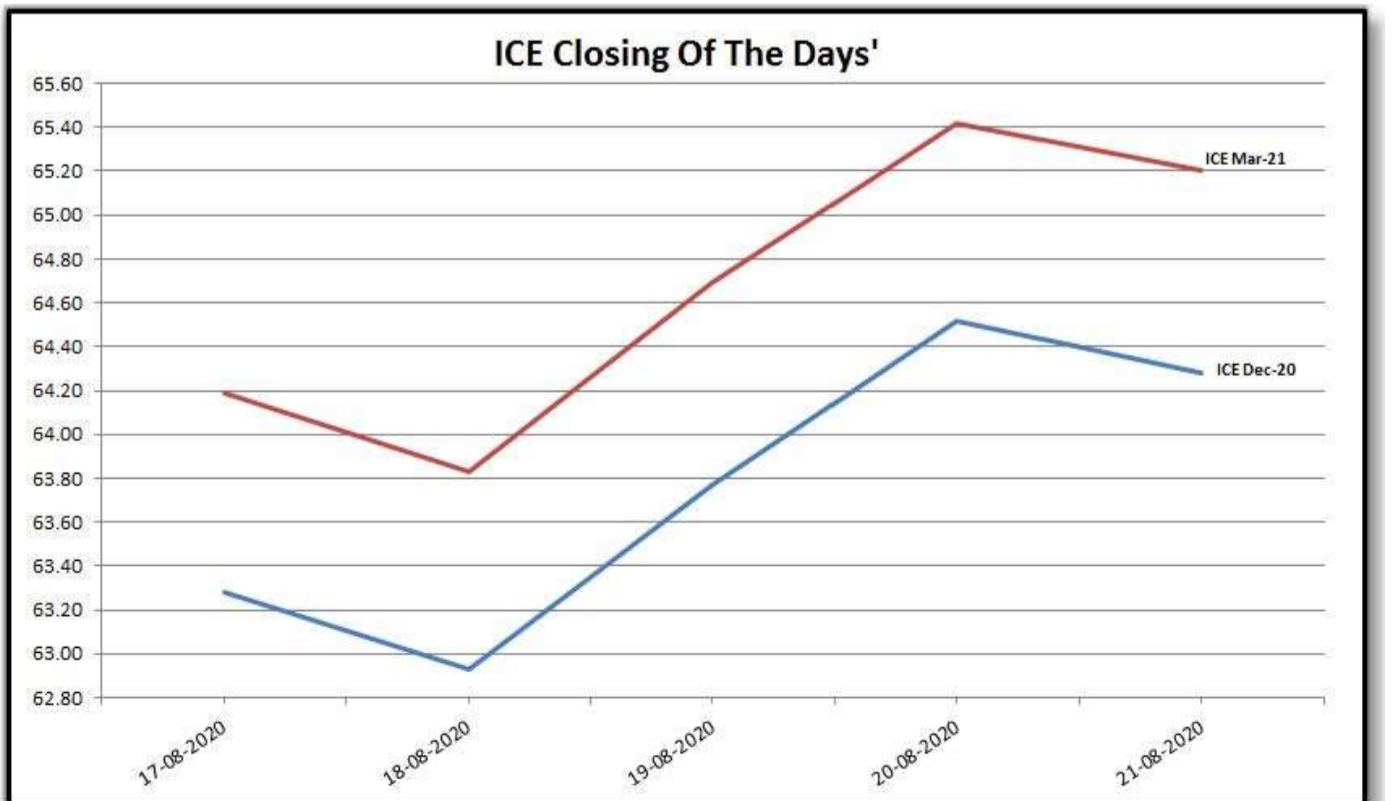
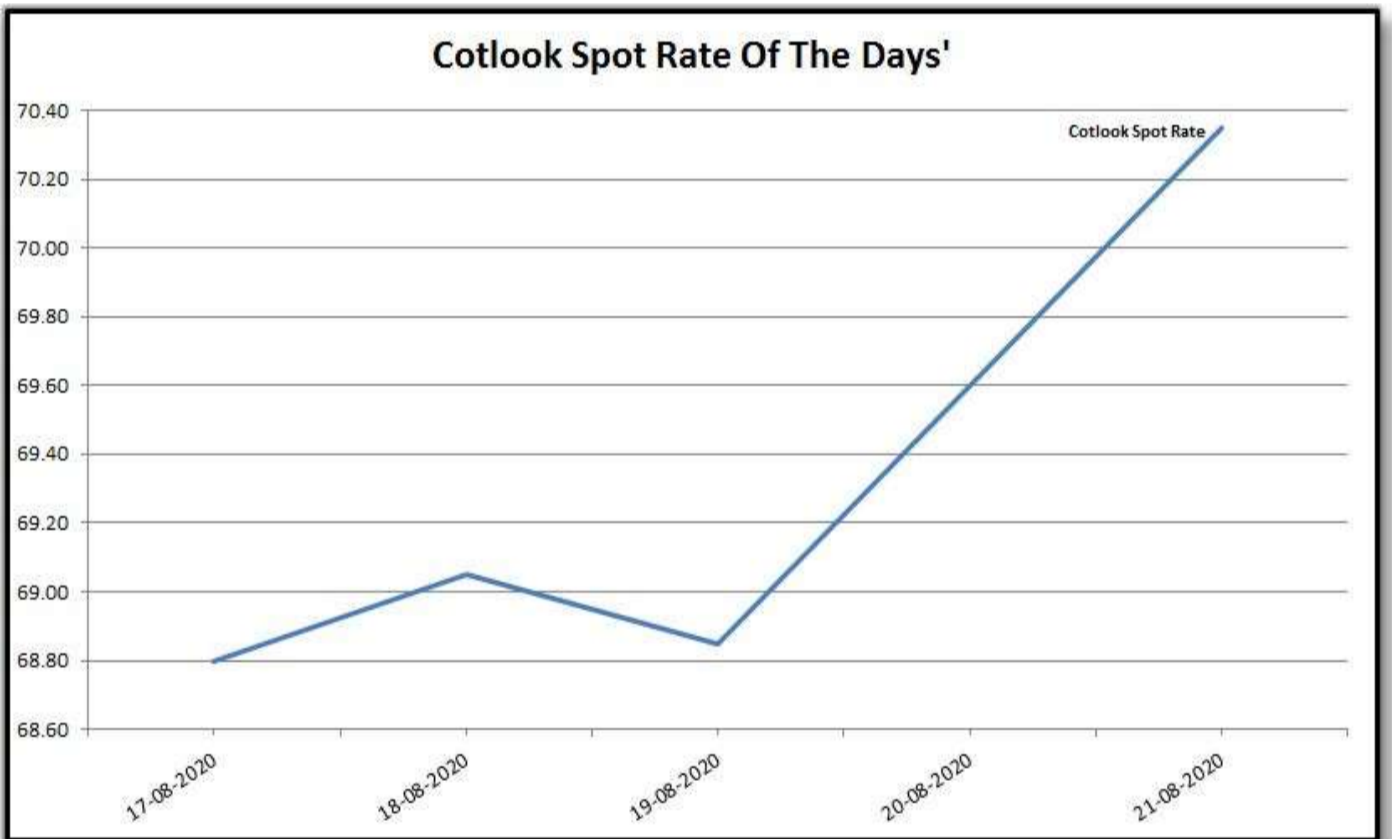




GUJCOT TRADE ASSOCIATION

WEEKLY REPORT 22-AUG-2020

Foreign Indices			
Date	Cotlook	ICE	
	Spot Rate	Dec-20	Mar-21
17-08-2020	68.80	63.28	64.19
18-08-2020	69.05	62.93	63.83
19-08-2020	68.85	63.77	64.69
20-08-2020	69.60	64.52	65.42
21-08-2020	70.35	64.28	65.20



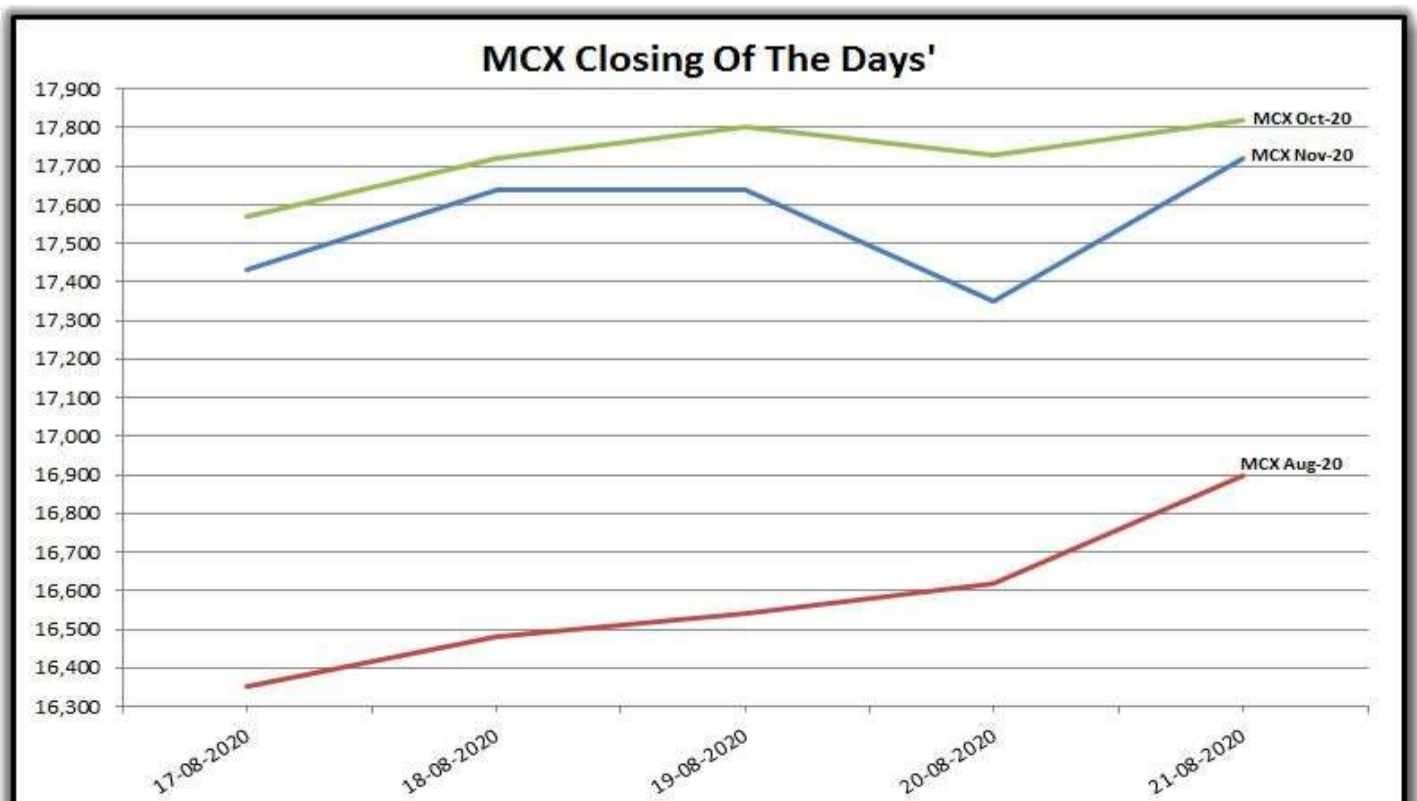
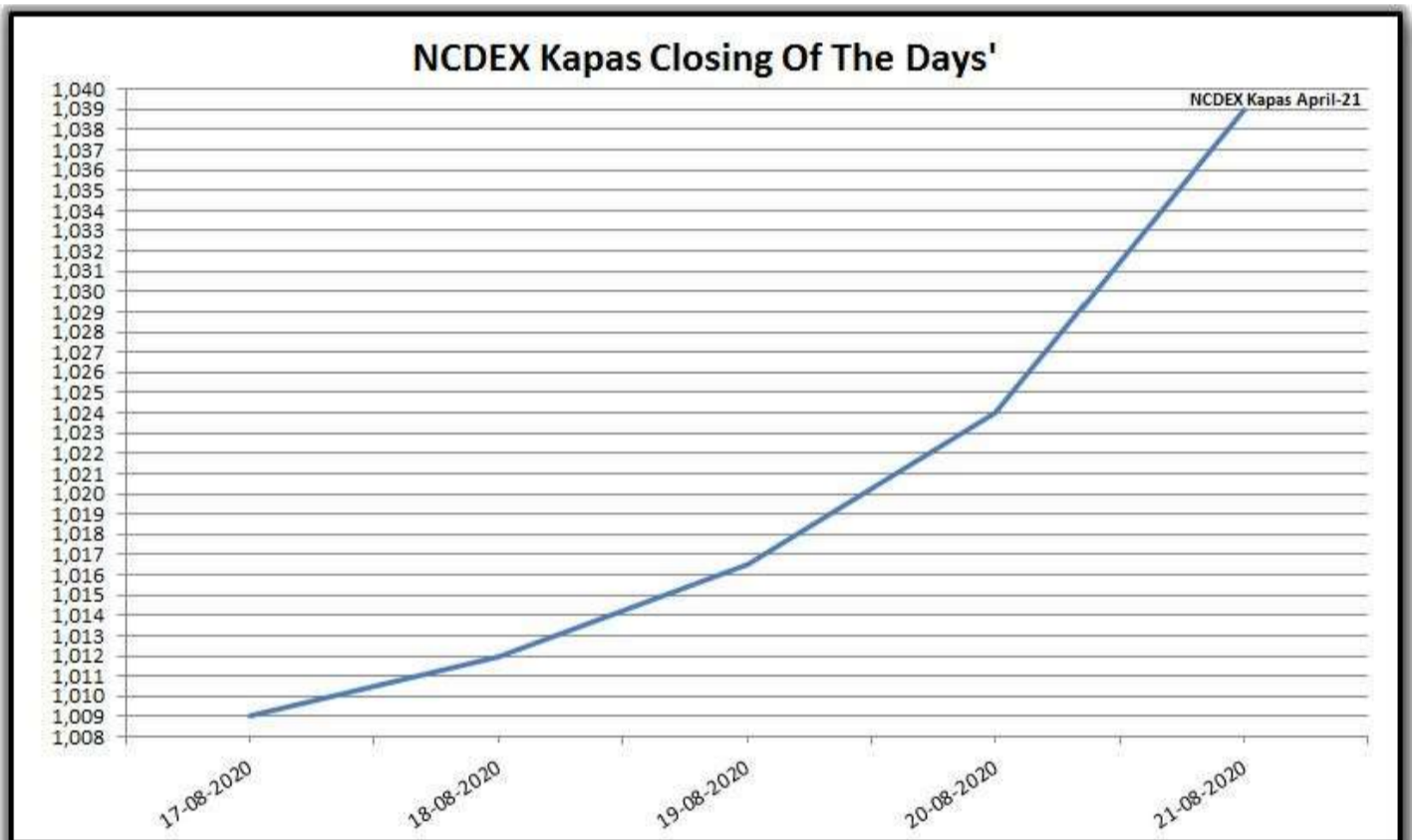


GUJCOT TRADE ASSOCIATION

WEEKLY REPORT 22-AUG-2020

Indian Indices

Date	NCDEX Kapas	MCX		
	30-Apr-2021	Aug-20	Oct-20	Nov-20
17-08-2020	1009.00	16,350	17,570	17,430
18-08-2020	1012.00	16,480	17,720	17,640
19-08-2020	1016.50	16,540	17,800	17,640
20-08-2020	1024.00	16,620	17,730	17,350
21-08-2020	1039.00	16,900	17,820	17,720



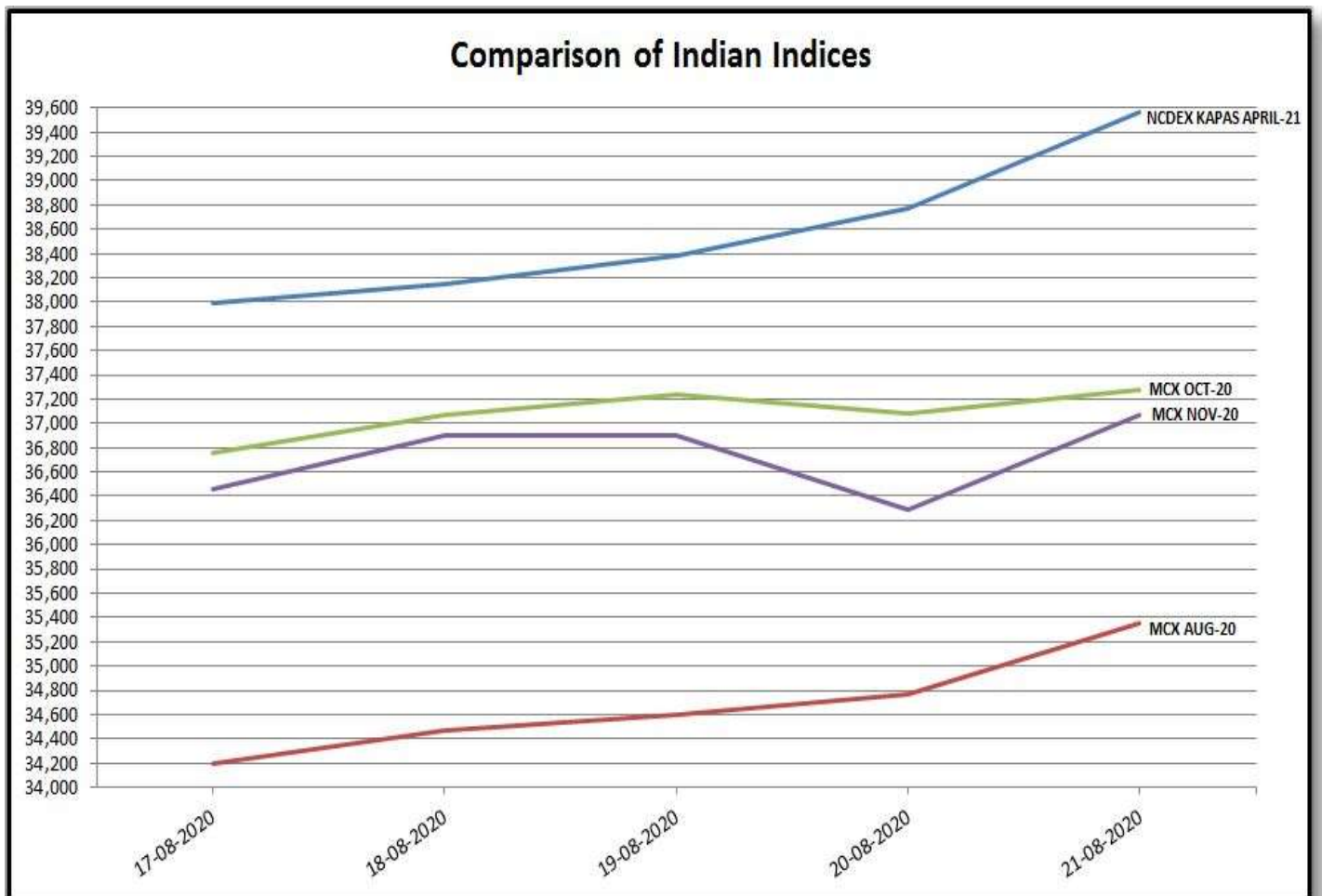


GUJCOT TRADE ASSOCIATION

WEEKLY REPORT 22-AUG-2020

Indian Indices in Candy Rate				
Date	NCDEX Kapas	MCX		
	April	Aug-20	Oct-20	Nov-20
17-08-2020	37,992	34,199	36,751	36,458
18-08-2020	38,149	34,471	37,065	36,898
19-08-2020	38,384	34,597	37,232	36,898
20-08-2020	38,776	34,764	37,086	36,291
21-08-2020	39,561	35,350	37,274	37,065

Remark :- For NCDEX Kapas we have taken seed rate 500/20 Kg to convert in Candy.

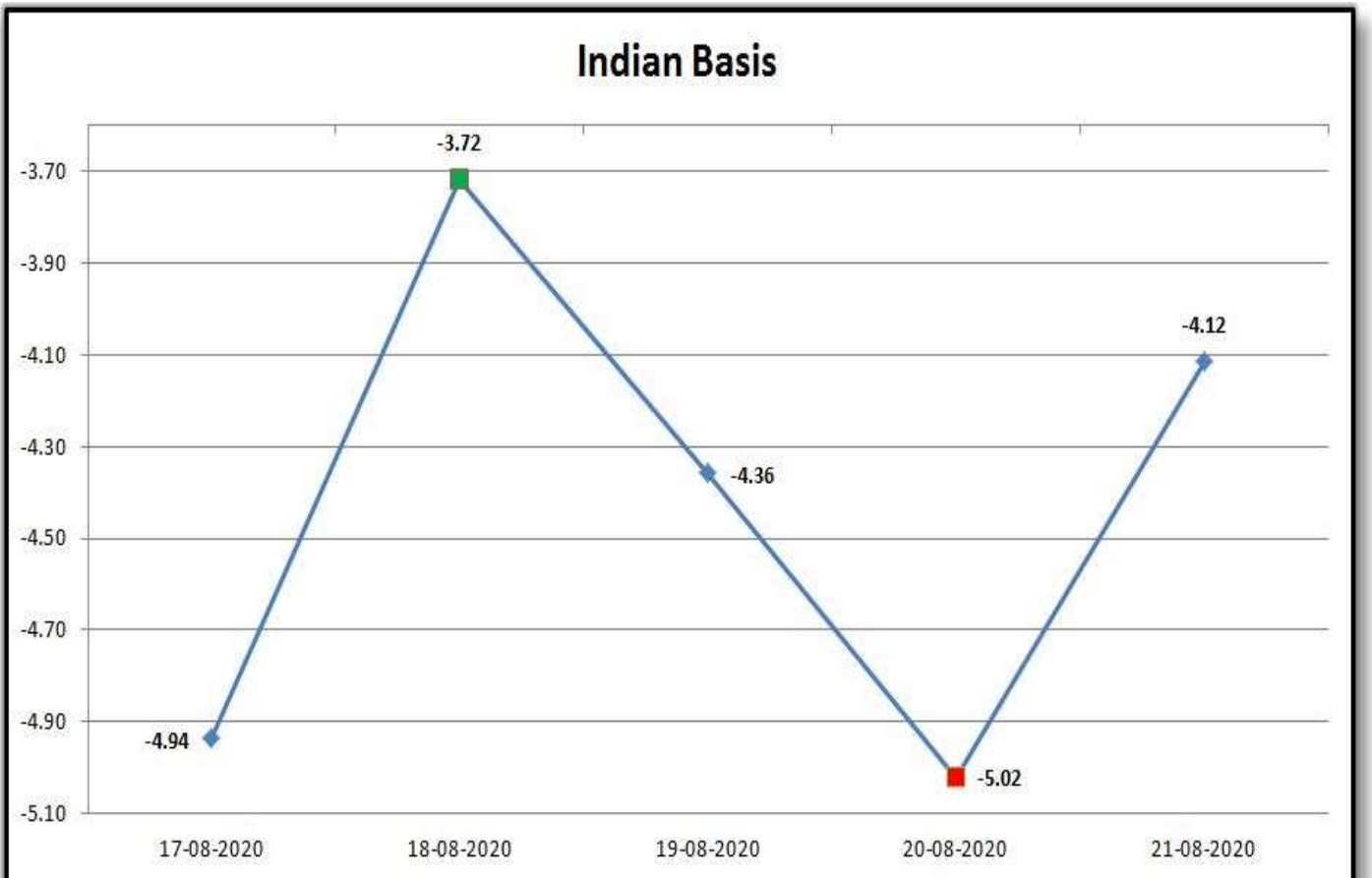




GUJCOT TRADE ASSOCIATION

WEEKLY REPORT 22-AUG-2020

Indian Basis					
DATE	29 MM	USD-INR	CENTS/LB	ICE DEC	BASIS
17-08-2020	34,250	74.88	58.34	63.28	-4.94
18-08-2020	34,700	74.75	59.21	62.93	-3.72
19-08-2020	34,850	74.82	59.41	63.77	-4.36
20-08-2020	35,000	75.03	59.50	64.52	-5.02
21-08-2020	35,300	74.84	60.16	64.28	-4.12





GUJCOT TRADE ASSOCIATION

WEEKLY REPORT

22-AUG-2020

IN THE WEEK AHEAD

- Friday at 2:30 p.m. Central – Commitments of Traders
- Monday at 3:00 p.m. Central – Crop Progress Report
- Thursday at 7:30 a.m. Central – Export Sales Report
- Thursday at 2:30 p.m. Central – Cotton-On-Call

One stop solution for all cotton related reports and information.

Visit <https://www.gujcot.com>. It's updated every day in real time.

You can view

- Gujarat Daily Spot Rate at 5:30 pm and Historical Data
- Gujarat Latest Pressing Report and Historical Data
- Daily Weather Report
- Cotton Advisory Board Balance sheet and Area, Production, Yield reports from cotton season 1991-1992 to 2017-2018 estimate available from Menu->Reports
- All Historical Gujcot Weekly Reports Menu->Reports
- All India Cotton Sowing data
- Gujarat Cotton Sowing District wise Report
- US Export Sales Report
- US Crop Progress Report
- China Cotton Auction Update
- International Cotton Indices and Spot Rates.
- USDA WASDE Report
- ICE Cotton On Call Report
- And All other National & International reports and upcoming events

Report Sponsors:

Click on Sponsor's Logo to visit Sponsor's Website



Kamal Cotton Traders (P) Ltd.



Basil Commodities Pvt. Ltd.

Report prepared by

Kalpesh Patel

Manager

Gujcot Trade Association